


## Heavy Duty Floor Scale, Mild Steel



### Features:

- Super heavy duty industrial design
- 6mm thick rigid steel channel frame
- Pre-trimmed corners
- Threaded eyebolt holes for easy lifting

### Complete Set Includes:


- IP67 alloy steel load cells 563YH, OIML MAA & NTEP certified
- 4 heavy duty swivel mild steel feet AMF-F-3/4 or AMF-F-M18 with removable rubber base
- 2 eyebolts
- 1 IP67 aluminum junction box J04EA-16
- 1 level bubble


### DIMENSIONS

PART NUMBER	RATED CAPACITY	LOAD CELL CAPACITY	SIZE IN INCHES (W x L x H)	WEIGHT	DECK PLATE THICKNESS
<b>Painted Mild Steel</b>					
FSP4x4-2.5t-HD	2.5t	563YH-LE1.5t	48" x 48" x 4"	190kg/419lb	0.24" / 6mm
FSP4x4-5t-HD	5t	563YH-2.5t	48" x 48" x 4"	190kg/419lb	0.24" / 6mm
FSP4x4-5Klb-HD	5Klb	563YH-LE2.5Klb	48" x 48" x 4"	190kg/419lb	0.24" / 6mm
FSP4x4-10Klb-HD	10Klb	563YH-5Klb	48" x 48" x 4"	190kg/419lb	0.24" / 6mm
<b>Hot Dip Galvanized Mild Steel</b>					
FSP4x4-5Klb-GH	5Klb	563YH-LE2.5Klb	48" x 48" x 4"	185kg/408 lb	0.24" / 6mm
FSP4x4-10Klb-GH	10Klb	563YH-4Klb	48" x 48" x 4"	185kg/408 lb	0.24" / 6mm

### OPTIONAL ACCESSORIES

- Indicators (page 151/154)
- Ramps (page 174)
- Bumper Guards (page 175)
- Scale Base Mounting Plate (page 180)

 Measurement Canada Approval for  
- 3X3-5Klb - 4X4-5Klb - 5X5-5Klb

 NTEP 1:5 000 Class III Approval for  
- 3X3-1Klb - 4X4-1Klb - 5X5-1Klb  
- 3X3-2Klb - 4X4-2Klb - 5X5-2Klb  
- 3X3-5Klb - 4X4-5Klb - 5X5-5Klb  
- 3X3-10Klb - 4X4-10Klb - 5X5-10Klb