

WLC C/2 Precision Balances

Standard weighing and mobility for universal laboratory and industrial applications



WLC C/2, d = 0.01 g













WLC C/2, d = 0.1 g



Communication interfaces

Functions

 Parts counting	 Percent weighing	 Totalizing	 In-built battery	 Replaceable unit
 +/- Control	 Peak hold	 Alibi memory	 Real-time clock	 Tare memory

Features

Measurements Accuracy and Performance

Measurement accuracy and robust design of the WLC C/2 balances enable precise mass determination under laboratory and industrial conditions.

Fast Measurement and Uncomplicated Operation

Easy operation enables fast and reliable measurements to be carried out even by an inexperienced operator.

Clearly Presented Indications

Simple and easy-to-read LCD display assures clear presentation of the weighing result under various working conditions.

Mobility Due to an Internal Battery

In addition to power supply from the mains, the WLC C/2 balances are equipped with an external battery that enables several hours long mobile operation.

Automatic Adjustment

Internal adjustment system guarantees the highest accuracy and reliable measurements results.

Technical Specifications

	WLC 0.6/A1/C/2	WLC 1/A2/C/2	WLC 2/A2/C/2	WLC 6/A2/C/2
Maximum capacity [Max]	0.6 kg	1 kg	2 kg	6 kg
Minimum load	0.5 g	—	—	10 g
Readability [d]	0.01 g	0.01 g	0.01 g	0.1 g
Verification scale interval [e]	0.1 g	—	—	1 g
Tare range	−0.6 kg	−1 kg	−2 kg	−6 kg
Repeatability*	0.015 g	0.015 g	0.015 g	0.15 g
Linearity	±0.02 g	±0.03 g	±0.03 g	±0.2 g
Stabilization time	3 s	3 s	3 s	3 s
Adjustment	internal	internal	internal	internal
Verification	Yes	—	—	Yes
OIML Class	II	—	—	II
Display	LCD (with backlight)	LCD (with backlight)	LCD (with backlight)	LCD (with backlight)
Keypad	6 keys	6 keys	6 keys	6 keys
Protection class	IP 43	IP 43	IP 43	IP 43
USB-A	1	1	1	1
USB-B	1	1	1	1
RS 232	2	2	2	2
IN/OUT**	4 × IN, 4 × OUT	4 × IN, 4 × OUT	4 × IN, 4 × OUT	4 × IN, 4 × OUT
Power consumption	6 W	6 W	6 W	6 W
Power supply	100 ÷ 240 V AC 50 ÷ 60 Hz 12 V DC + battery	100 ÷ 240 V AC 50 ÷ 60 Hz 12 V DC + battery	100 ÷ 240 V AC 50 ÷ 60 Hz 12 V DC + battery	100 ÷ 240 V AC 50 ÷ 60 Hz 12 V DC + battery
Operation time on batteries	15 h	15 h	15 h	15 h
Operating temperature	+15 ÷ +30 °C	+15 ÷ +30 °C	+15 ÷ +30 °C	+15 ÷ +30 °C
Atmospheric humidity***	10 ÷ 85% RH	10 ÷ 85% RH	10 ÷ 85% RH	10 ÷ 85% RH
Weighing pan dimensions	128 × 128 mm	195 × 195 mm	195 × 195 mm	195 × 195 mm
Weighing device dimensions	333 × 206 × 97 mm	333 × 206 × 97 mm	333 × 206 × 97 mm	333 × 206 × 97 mm
Net weight	3.6 kg	3.6 kg	3.6 kg	3.6 kg
Gross weight	5.6 kg	5.1 kg	5.1 kg	5.1 kg
Packaging dimensions	470 × 380 × 336 mm	470 × 380 × 336 mm	470 × 380 × 336 mm	470 × 380 × 336 mm

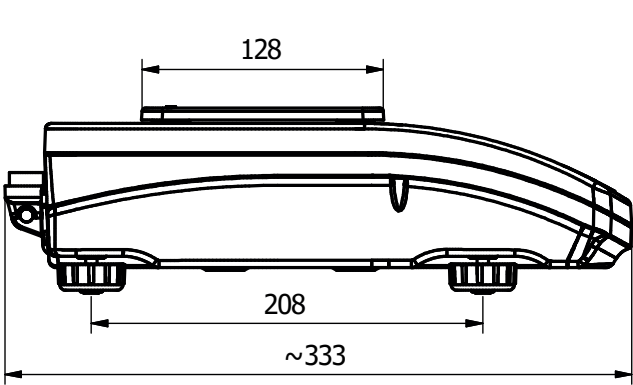
* repeatability is expressed as a standard deviation from 10 weighing cycles

** optional solution

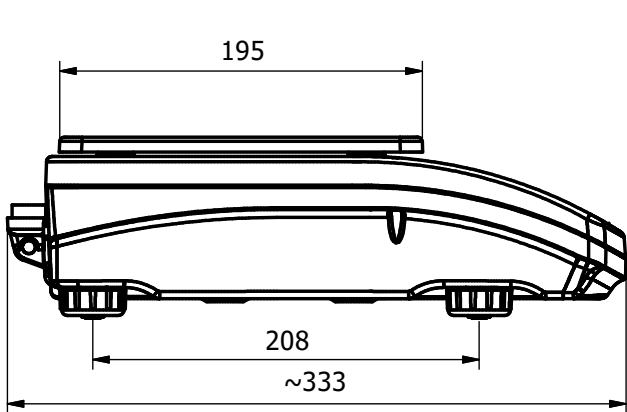
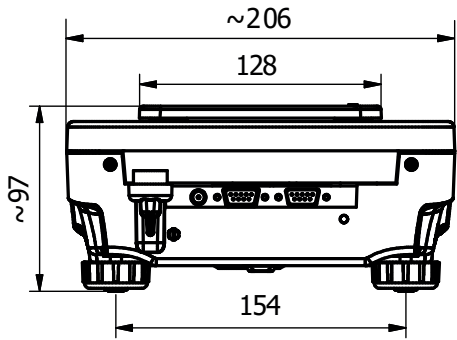
*** non-condensing conditions

In accordance with type approval, the balance parameters are maintained in temperature range: +15 ÷ +35 °C.

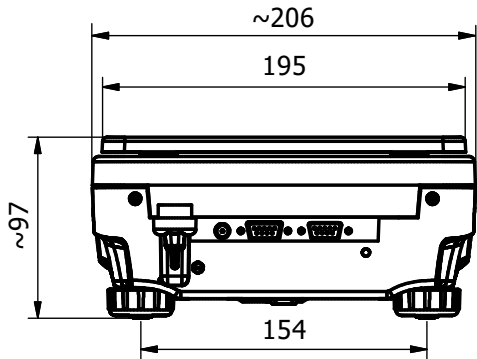
Dimensions



WLC A1



WLC A2



Dimensions

Weighing Tables

- granite antivibration table

Professional Weighing

- under-hook weighing rack

Peripheral Devices

- Epson dot matrix printer
- WD-4/4 LCD display

Cables, Converters

- P0108: RS 232 cable (balance-computer)
- P0151: RS 232 cable (balance - Epson printer)
- KR-01 converter
- AP2-1 power loop output

Draft Shields and Anti-Draft Chambers

- draft shield for balances with a weighing pan 128 × 128 mm

Remaining Accessories

- suitcase for WLC/A1-A2

Dedicated Software

R-LAB

- collecting measurements
- carrying out statistical analysis of measurements
- customized graphs and reports

LabView Driver

- operation of RADWAG balances in LabView environment

Scale editor

- Software designed to enable change of parameters in the PUEC/31 indicator.

RAD KEY

- Establishing cooperation between a weighing instrument and a computer

R. Barcode

- The basic function software is presentation of the data sent by barcode scanners connected to PC via USB or RS232

Radwag Development Studio

- presentation of functions (and subfunctions) of communication protocol (Common Communication Protocol)
- possibility of connection with weighing equipment on which each function is carried out,
- library with mass control, contained within the development environment
- complete documentation of the communication protocol
- set of user manuals for different solutions addressed for programmers employed in companies using RADWAG-manufactured weighing equipment

RADWAG Connect

- establishing communication with all balances, scales and weighing modules using Common Communication Protocol
- communication via local network,
- support of basic functions
- auto searching for devices
- connecting with few devices simultaneously, swapping between them
- clear list of connected platforms
- record of measurements in the program,
- export of carried out measurements to CSV file,
- work performed using freely selected device with Windows 10 operating system